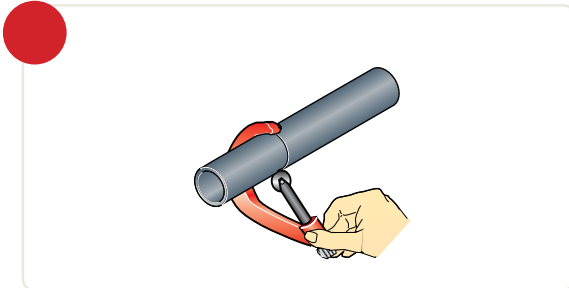



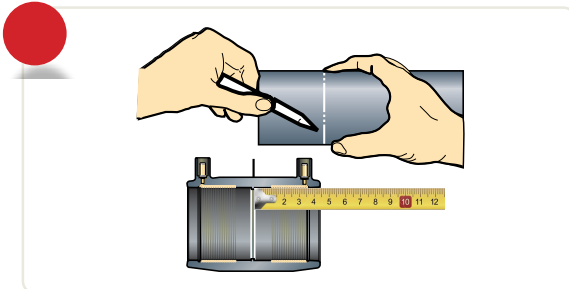
## EF Installation Instructions



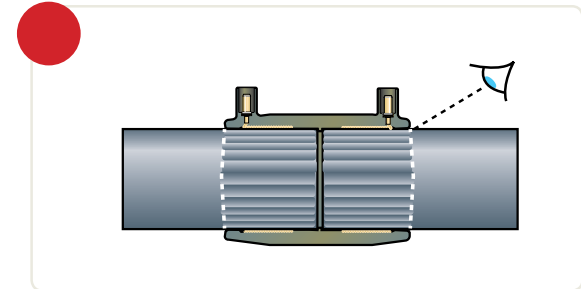
Clean pipe and cut ends squarely  
Bersihkan paip dan potong membulat



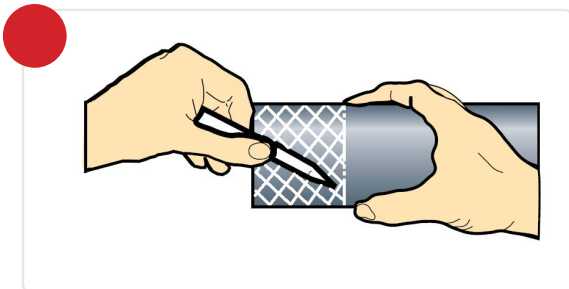
Clean with suitable degreasing agent  
Bersihkan dengan ejen pembersihan yang bersesuaian



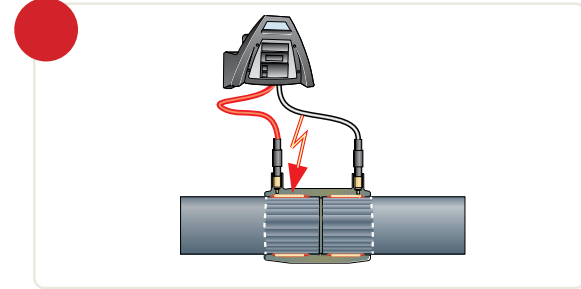
Measure and mark stab depth on pipe  
Ukur dan tandakan kedalaman pada paip



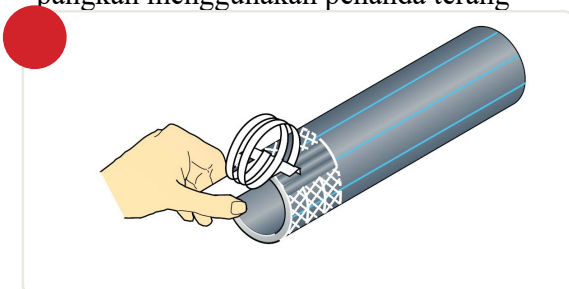
Stab pipe completely into fitting  
Masukkan paip sepenuhnya ke dalam fitting



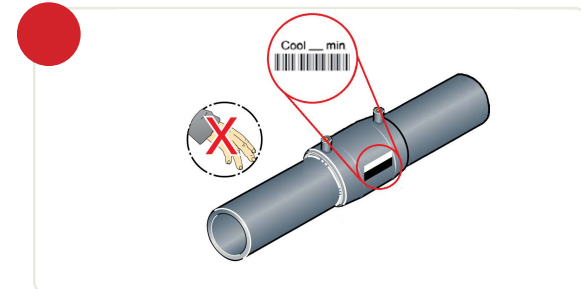
Mark the stab depth area with criss cross pattern using bright color marker  
Tandakan ruang kedalaman dengan corak pangkah menggunakan penanda terang



Fuse the joint  
Fiuskan penyambungan



Scrape the pipe and all the criss cross pattern  
Kikiskan paip dan kesemua corak pangkah



Do not disturb joint during cooling time  
Jangan ganggu penyambungan semasa process penyejukan