

# HANSEN<sup>™</sup>

# FITTINGS & PIPES



# NYLON 6 COMPRESSION FITTINGS FOR HDPE PIPES

It's Every Plumber's Dream

- No Compression Rings
- No 'O' Rings
- No Crimping
- No Solvent Cement
- No Fusion
- No PTFE Tape

PATENT NO.: MY-127837-A  
SIRIM CERTIFIED TO:  
SIRIM 11:2017 (FITTING)  
License No.: PC 003953  
MS1058 : PART 2 : 2005 (PIPE)  
SPAN CERTIFIED



# NYLON 6

## A HIGH PERFORMANCE MATERIAL

Approved by the Water Supply (Water Quality) Regulations 1989 & Water Regulations Advisory Committee (WRAS) of UK for its use in potable water, this material is superior to existing materials being used in terms of strength and ability to withstand heat. The fittings are designed and comply to Sirim 11:2017.

### MECHANICAL PROPERTIES

Hansen fittings, together with high density polyethylene (HDPE) pipes, provide an unsurpassable potable water system. These sleek fittings are slim enough to be buried in walls and are able to withstand very high pressures.

Mechanical Properties	Test Conditions	Units	Standards	Nylon 6
Tensile Modulus	1 mm/min	MPa	ISO 527	3600
Tensile Stress at break	5 mm/min	MPa	ISO 527	75
Tensile Strain at break	5 mm/min	%	ISO 527	12
Flexural Modulus	2 mm/min	MPa	ISO 178	3100
Flexural Strength	5 mm/min	MPa	ISO 178	120
Temperature of Deflection under load method Af	MPa	°C	ISO 75	190
Coefficient of Linear Thermal Expansion	23 to 55°C	$10^{-4} / K$	ASTM E 831	0.3
Water Absorption	Saturation Value in water at 23°C	%	ISO 62	8.5
Density		gm / cm <sup>3</sup>	ISO 1183	1.23

TEST  
 UNDER GONE  
 BY THE  
**HANSEN**  
 FITTINGS &  
 PIPE SYSTEM



### Resistance to pull out of assembled joint

The jointed assembly is applied a constant tension for 1 hour and complies with ISO 3501.

### Hydrostatic pressure test

The fitting body shall withstand without leakage for 1 hour an internal pressure of 4 times its maximum sustained working pressure; 64 Bar. The fitting joint with HDPE pipe shall withstand without leakage for 1 hour an internal positive pressure of 24 bar, 1.5 times its maximum sustained working pressure.

### Hydrostatic requirement when subjected to bending stress

When the assembly is bent to a radius of 20 times the diameter of the pipe, the jointed assembly shall withstand for 1 hour without leakage an internal positive pressure of 24 bar.

### External pressure requirement

The jointed assembly shall withstand for 1 hour without leakage, a pressure of 0.80 bar above atmospheric pressure.

### Effect on water

Complies to MS1583; supply of water intended for human consumption.

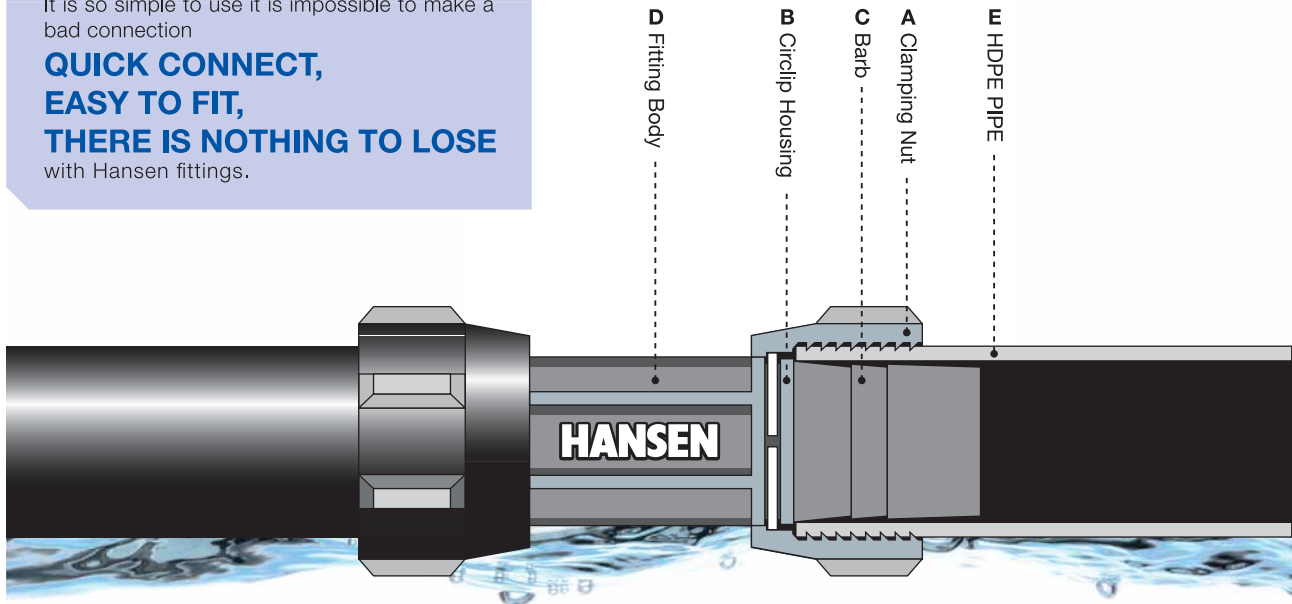
### Opacity

The wall of the fittings shall not transmit more than 0.2% of the visible light falling on it.

# HOW IT WORKS

It is so simple to use it is impossible to make a bad connection

**QUICK CONNECT,  
EASY TO FIT,  
THERE IS NOTHING TO LOSE**  
with Hansen fittings.



Push the Hansen fitting **D** into the pipe **E** (High Density Polyethylene Pipe) up to the circlip housing **B**.

Wind the nut onto the pipe a few turns by hand and tighten with a spanner until fully engaged against circlip housing **B**. Barb **C** on the Hansen fitting has 2 functions.

It seals and holds the polypipe in place from the inside. The clamping nut **A** also has 2 functions. It clamps the pipe down onto the barb **C** creating a high pressure seal and also gives a permanent vice like hold on the outside of the polypipe **E**.

## INSTALLATION METHOD



**1**

Cut the HDPE pipe square with pipe cutters, knife or saw to the required length.



**2**

Push the fittings into the pipe as far as possible.



**3**

Wind the nut onto pipe a few turns. Tighten with spanner or stillson.



**4**

Simply the best. No fusion, crimping or solvent cement required. Leak proof. Nothing to lose.

# SANSICO HANSEN

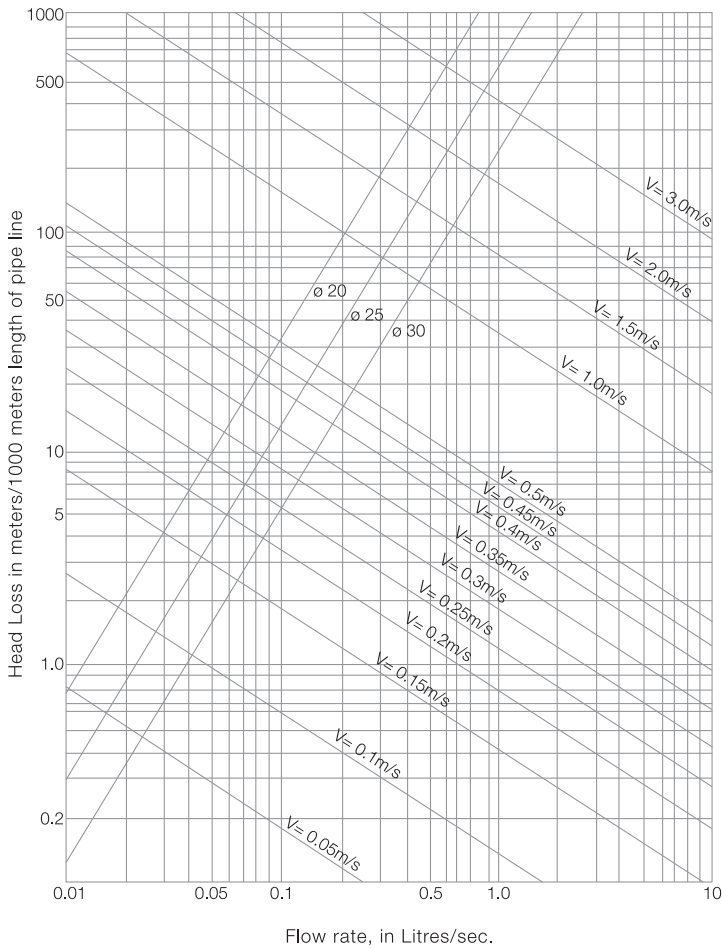
## HIGH DENSITY POLYETHYLENE PIPES FOR COLD WATER SYSTEM

(BBB SANSICO HANSEN / CS SANSICO HANSEN)

Our pipes are SIRIM approved and manufactured using approved raw materials, high density polyethylene and comply to **MS 1058**. The main advantages of polyethylene pipes for the transport of pressure fluids can be summarised as follows:

- ease, reliability and cost efficiency of jointing and laying operations.
- non toxic, low abrasion and flexibility.
- excellent resistance to water hammer phenomena.
- absence of scale on inside walls results in consistency of pipeline hydraulic performance.
- immune to corrosion phenomena and has very good resistance to a wide range of chemicals.

### FLOW DIAGRAM for high density polyethylene (hdpe) pipes



V = Velocity in m/sec  
 ø = Nominal pipe size in mm



### HYDRAULIC PROPERTIES

The velocity of flow in hdpe does not normally exceed 1-2 meters per second in distribution mains. The hydraulically smooth bore of a hdpe pipe gives excellent flow characteristics through its operational life and the hydraulic friction co-efficient normally used in the design of hdpe pipes working under pressure are:

- **Colebrook-White**  $k = 0.003$  mm  
 (max 0.01 mm to allow for some deposition with age)
- **Hazen Williams**  $c = 150$

The Colebrook-White based formula is recognised by engineers through out the world as the most accurate basis for hydraulic design.

$$Q = \frac{\pi D^2}{4} \cdot \sqrt{2gD \frac{H}{L}} \cdot \log_{10} \left[ \frac{D}{3.7} + \frac{2.51 \nu}{\sqrt{2gD \frac{H}{L}}} \right]^2$$

Q = discharge (m<sup>3</sup>/s)

D = pipe internal diameter (m)

g = 9.8 m/s<sup>2</sup>

$\frac{H}{L}$  = hydraulic gradient (m/m)

k = Colebrook-White roughness co-efficient (m)

$\nu$  = Kinematic viscosity of water (m<sup>2</sup>/s)

# PIPE SIZES

## SANSICO HANSEN HDPE PIPE


Pipe OD mm	OD Size		Pipe Series SDR	PE 100			Weight kg/m
	Min mm	Max mm		PN	e min mm	e max mm	
20	20.0	20.3	9	20	2.3	2.7	0.131
25	25.0	25.3	11	16	2.3	2.7	0.171
32	32.0	32.3	11	16	3.0	3.4	0.279
40	40.0	40.4	11	16	3.7	4.2	0.431
50	50.0	50.4	11	16	4.6	5.2	0.669

# BENEFITS OF POLYETHYLENE (HDPE) PIPES

- A comprehensive range of high density polyethylene pipes and fittings provides a complete system for potable water.
- UV Stabilized
- Proven joint systems (used in Europe, USA, Canada, New Zealand, Australia, Indonesia and Thailand) offer long term, leak-free performance. Sleek joint system for use in confined areas or locations susceptible to ground movement and small enough to conceal in the wall.
- **No Compression Rings, No 'O' rings, No Crimping, No Solvent Cement, No Fusion, No PTFE Tape** - fast, leak proof and simple installation, requires no special site equipment or skilled labour. Low installation costs combined with the long life of Hansen pipe and fittings make it the **cost-effective choice**.
- Excellent hydraulic flow characteristics.
- Materials used are not permeated or degraded by organic or inorganic contaminants in the soil. They do not rust, or corrode.
- The high strength of Nylon and high density Polyethylene makes it suitable for high stress applications where fatigue or pressure surge may be experienced and gives security against unforeseen circumstances like ground subsidence.
- **Patented System** - no "backyard" manufacturers or imitations. You are assured of high quality leak proof products.
- Test results from reputed testing bodies (SIRIM, etc) are available on request.  
-support bracket min 1m / bracket recommended.

<b>Compatible with high density polyethylene (HDPE) pipe manufactured to</b>	MS 1058
	BS 6572
	BS 6730
	ISO 161-1
	DIN 8074

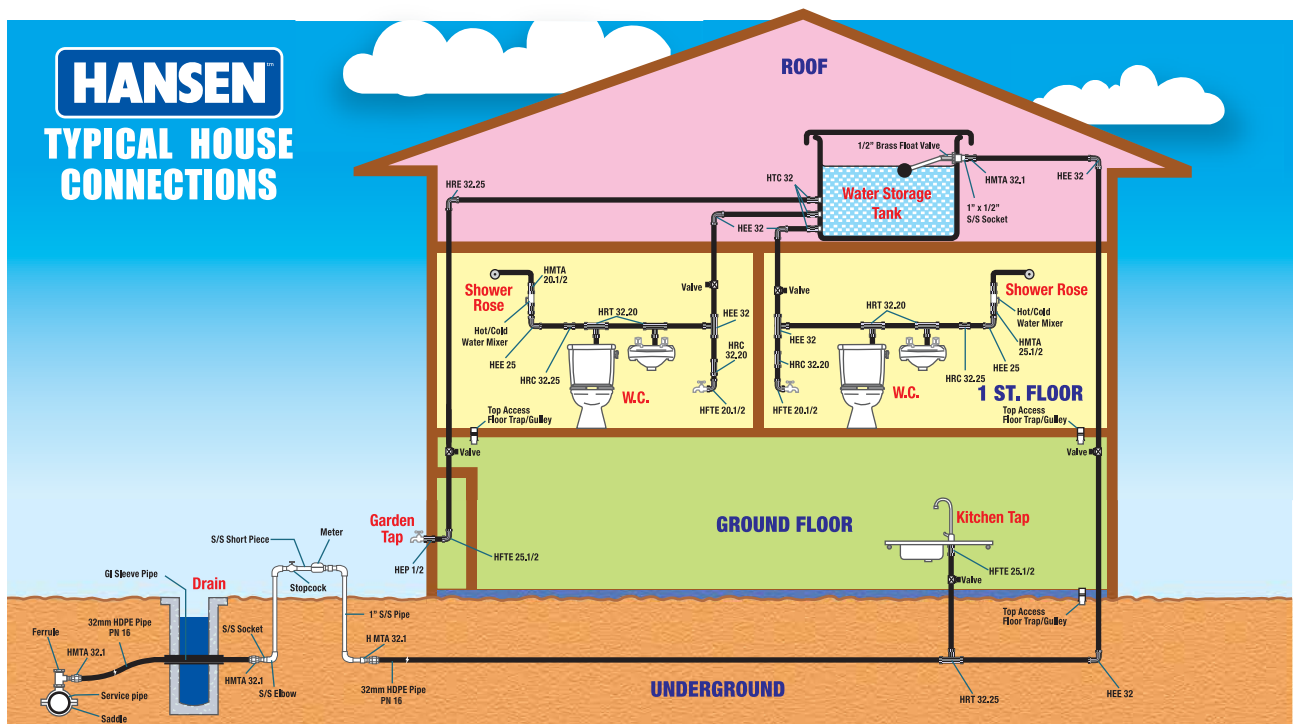
# SITE PHOTOS



## SITE PHOTOS

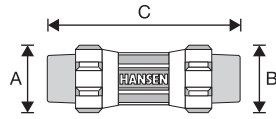


## FULL HOUSE PLAN



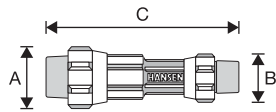
Hansen Fittings are compatible with high density polyethylene (HDPE) pipes manufactured to MS1058: Part 2: 2002 - 20mm fittings (PN20 PE100), 25mm, 32mm, 40mm, 50mm & 63mm (PN16 PE100)

### Equal Coupling



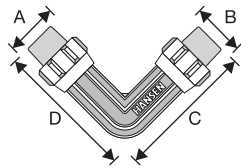
Code	Size (mm)	A	B	C
HEC 20	20 x 20	30	30	85
HEC 25	25 x 25	36	36	94
HEC 32	32 x 32	44	44	105
HEC 40	40 x 40	48	48	116
HEC 50	50 x 50	61	61	126

### Reducing Coupling



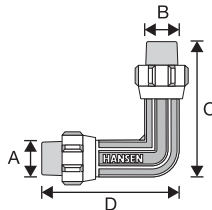
Code	Size (mm)	A	B	C
HRC 25.20	25 x 20	36	30	109
HRC 32.20	32 x 20	44	30	118
HRC 32.25	32 x 25	44	36	122
HRC 40.32	40 x 32	48	44	119
HRC 50.32	50 x 32	61	44	124
HRC 50.40	50 x 40	61	48	132

### Equal Elbow



Code	Size (mm)	A	B	C	D
HEE 20	20 x 20	30	30	72	72
HEE 25	25 x 25	36	36	83	83
HEE 32	32 x 32	44	44	97	97
HEE 40	40 x 40	48	48	115	115
HEE 50	50 x 50	61	61	125	125

### Reducing Elbow



Code	Size (mm)	A	B	C	D
HRE 25.20	25 x 20	36	30	77	77
HRE 32.25	32 x 25	44	36	89	91
HRE 40.32	40 x 32	48	44	112	113
HRE 50.40	50 x 40	61	48	119	122

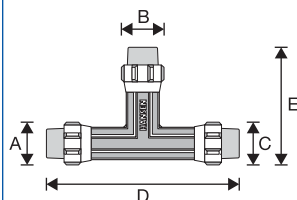
### 45° Equal Elbow

**NEW**




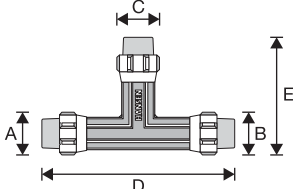
Code	Size (mm)	A	B	C	D
45° HEE 25	25 x 25	36	36	87	87
45° HEE 32	32 x 32	44	44	79	79


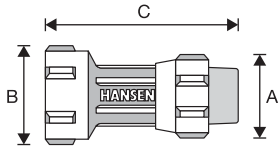
### Equal Tee


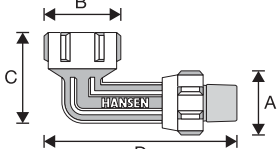



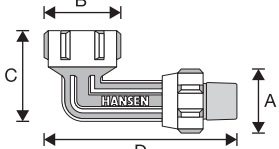
Code	Size (mm)	A	B	C	D	E
HET 20	20 x 20 x 20	30	30	30	128	73
HET 25	25 x 25 x 25	36	36	36	144	83
HET 32	32 x 32 x 32	44	44	44	166	97
HET 40	40 x 40 x 40	48	48	48	199	115
HET 50	50 x 50 x 50	61	61	61	209	124


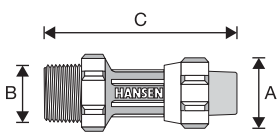



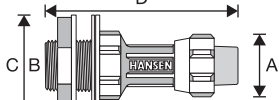

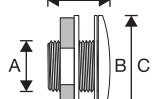
Reducing Tee		Code	Size (mm)	A	B	C	D	E
		HRT 25.20	25 x 25 x 20	36	36	30	144	78
		HRT 32.20	32 x 32 x 20	44	44	30	160	84
		HRT 32.25	32 x 32 x 25	44	44	36	160	89
		HRT 40.32	40 x 40 x 32	48	48	44	199	113
		HRT 50.32	50 x 50 x 32	61	61	44	209	116
		HRT 50.40	50 x 50 x 40	61	61	48	209	127

Female Thread Adaptor (BSPT Female)		Code	Size (mm)	A	B	C
		HFTA 20.1/2	20 x 1/2"	30	1/2" BSPT Female	72
		HFTA 25.3/4	25 x 3/4"	36	3/4" BSPT Female	80
		HFTA 32.1	32 x 1"	44	1" BSPT Female	90


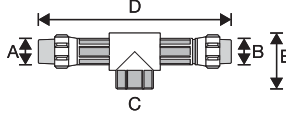
Female Thread Elbow (BSPT Female)		Code	Size (mm)	A	B	C	D
		HFTE 20.1/2	20 x 1/2"	30	1/2" BSPT Female	44	79
		HFTE 25.1/2	25 x 1/2"	36	1/2" BSPT Female	50	91
		HFTE 25.3/4	25 x 3/4"	36	3/4" BSPT Female	50	91
		HFTE 32.1	32 x 1"	44	1" BSPT Female	61	107

Female Brass Thread Elbow (BSPT Female)		Code	Size (mm)	A	B	C	D
		HFTE-B 20.1/2	20 x 1/2"	30	1/2" BSPT Female	44	79
		HFTE-B 25.1/2	25 x 1/2"	36	1/2" BSPT Female	50	91


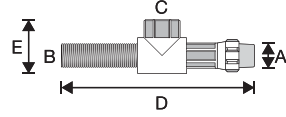
Male Thread Adaptor (BSPT Male)		Code	Size (mm)	A	B	C
		HMTA 20.1/2	20 x 1/2"	30	1/2" BSPT Male	83
		HMTA 25.1/2	25 x 1/2"	36	1/2" BSPT Male	87
		HMTA 25.3/4	25 x 3/4"	36	3/4" BSPT Male	90
		HMTA 32.1	32 x 1"	44	1" BSPT Male	100
		HMTA 32.3/4	32 x 3/4"	44	3/4" BSPT Male	97
		HMTA 40.1 1/4	40 x 1 1/4"	48	1 1/4" BSPT Male	113
		HMTA 50.1 1/2	50 x 1 1/2"	61	1 1/2" BSPT Male	124

Tank Connector (BSPT Male & Female)		Code	Size (mm)	A	B	C	D
		HTC 25.3/4	25 x 3/4"	36	3/4" BSPT Male	70	105
		HTC 32.1	32 x 1"	44	1" BSPT Male	54	117
		HTC 40.1 1/4	40 x 1 1/4"	42	1 1/4" BSPT Female	86	50
		HTC 50.1 1/2	50 x 1 1/2"	45	1 1/2" BSPT Female	90	59


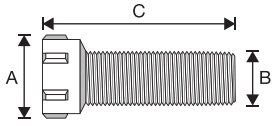
**Tee with Female Thread Branch (BSPT Female)**

		Code	Size (mm)	A	B	C	D	E
		HTFTB 20.20.1/2	20 x 20 x 1/2"	30	30	1/2" BSPT Female	175	47
		HTFTB 25.25.1/2	25 x 25 x 1/2"	36	36	1/2" BSPT Female	159	47
		HTFTB 32.25.1/2	32 x 25 x 1/2"	44	36	1/2" BSPT Female	168	47
		HTFTB 32.32.1/2	32 x 32 x 1/2"	44	44	1/2" BSPT Female	174	47
		HTFTB 25.25.1	25 x 25 x 1"	36	36	1" BSPT Female	164	53
		HTFTB 32.25.1	32 x 25 x 1"	44	36	1" BSPT Female	175	53
		HTFTB 32.32.1	32 x 32 x 1"	44	44	1" BSPT Female	180	53


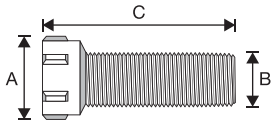
**Male Tee with Female Branch (BSPT Male & Female)**

		Code	Size (mm)	A	B	C	D	E
		HMTFB 25.1/2.1/2	25 x 1/2" x 1/2"	20	1/2" BSPT Male	1/2" BSPT Female	164	47
		HMTFB 25.3/4.1/2	25 x 3/4" x 1/2"	26	3/4" BSPT Male	1/2" BSPT Female	166	47
		HMTFB 32.1/2.1/2	32 x 1/2" x 1/2"	20	1/2" BSPT Male	1/2" BSPT Female	171	47
		HMTFB 32.3/4.1/2	32 x 3/4" x 1/2"	26	3/4" BSPT Male	1/2" BSPT Female	173	47


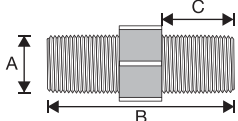
**Extension Piece (BSPT Female & Male)**

		Code	Size (mm)	A	B	C
		HEP 1/2	1/2" x 1/2"	1/2" BSPT Female	1/2" BSPT Male	58


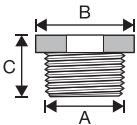
**Extension Piece Brass Threaded (BSPT Female & Male)**

		Code	Size (mm)	A	B	C
		HEP-B 1/2	1/2" x 1/2"	1/2" BSPT Female	1/2" BSPT Male	58

**Equal Nipple (BSPT Male)**

		Code	Size (mm)	A	B	C
		HEN 1/2.1/2	1/2" x 1/2"	1/2" BSPT Male	42	16

**Bush (BSPT Male & Female)**

		Code	Size (mm)	A	B	C
		HB 1.3/4	1" x 3/4"	1" BSPT Male	3/4" BSPT Female	29
		HB 3/4.1/2	3/4" x 1/2"	3/4" BSPT Male	1/2" BSPT Female	26

[www.sansico.com.my](http://www.sansico.com.my)

**SANSICO**<sup>™</sup>

**HANSEN**<sup>™</sup>

**Sansico Industries Sdn Bhd** (448766-D)

No. 20, Jalan Uranus AK U5/AK,  
Taman Subang Impian, Seksyen U5,  
40150 Shah Alam, Selangor.

---

Tel : (603) 7859 7299 (Hunting Line)

Fax : (603) 7859 0299

E-mail : [enquiry@sansico.com.my](mailto:enquiry@sansico.com.my)

